



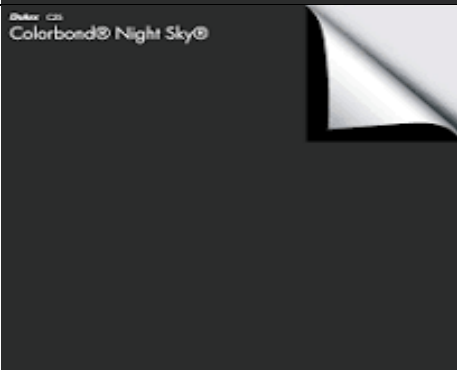


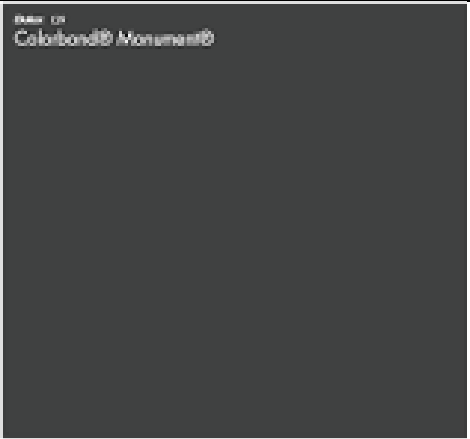




**PROPOSED EXTERNAL MATERIALS AND COLOUR
SCHEDULE FOR THE PROPOSED TWO STOREY
DWELLING AND RETAINING WALLS TO BE
CONSTRUCTED AT 9 GOLDEN WATTLE WAY,
TALLOWOODS VILLAGE.**

MATERIAL	COLOUR	PICTURE
BAGGED AND PAINTED BRICKWORK	Dulux - White on White	
PAINTED WEATHERBOARD CLADDING	Dulux - White on White	
COLORBOND ROOF SHEETING	Colourbond - Monument	
COLORBOND GUTTER	Colourbond - Monument	

COLORBOND FASCIA	Colourbond - Dover White	
ALUMINIUM FRAMED POWDER COATED WINDOWS AND SLIDING DOORS	Colourbond - Night Sky (Black)	
ALUMINIUM FRAMED POWDER COATED PANEL LIFT GARAGE DOORS	B & D - Seville, Woodgrain - Colourbond Night Sky	
DOWNPIPES	Colourbond - Dover White	
TIMBER FRAMED WINDOW AND SLIDING DOOR SURROUNDS/TRIM	Colourbond/Dulux - Night Sky	

FRONT ENTRY DOOR SOLID CORE WITH GLAZED PANELS	Colourbond - Monument	
COLORBOND POWDER COATED BALUSTRADE	Colourbond - Night Sky	
COLORBOND CAPPING	Colourbond - Monument	
COLOURED CONCRETE DRIVEWAY	Colourbond Monument or similar	